



Visitare



le



Saline Conti Vecchi



Scheda 1



Gli




uffici +



e



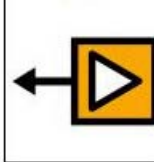
le



stanze +



delle



Saline Conti Vecchi



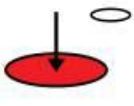


Questa 	è 	la 	Palazzina della direzione 	delle 	Saline Conti Vecchi.
Dentro 	la 	Palazzina della direzione 	puoi 	vedere: 	

Ufficio Costi e Contabilità



Qui



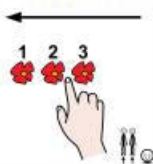
le



persone



contavano



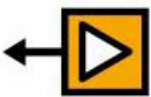
i



soldi



delle



Saline Conti Vecchi.



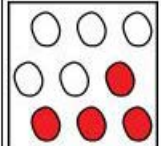
Sopra i tavoli



ci sono



alcune



calcolatrici



vecchie.



Ufficio del Capo Officina



Qui 	lavorava 	il 	capo 	degli 	operai. + 	
Vicino alla 	scrivania 	c'è 	una 	finestra. 		
Da 	qui 					
il 	capo 	guardava 	gli 	operai + 	nell' 	officina meccanica.

Officina meccanica

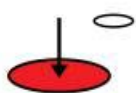


Qui 	gli 	operai + 	aggiustavano 	i 	macchinari +
per 	fare 	il 	sale. 		
Dentro 	l' 	Officina meccanica 	puoi 	guardare un video 	
che 	racconta 	la 	storia delle Saline Conti Vecchi. 		

Archivio e Ufficio tecnico




Qui



ci sono



alcune



librerie



con



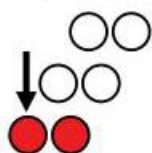
molti



documenti.



Questi




documenti



raccontano



la



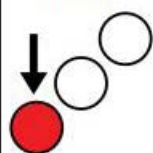
storia delle Saline Conti Vecchi.



Dentro



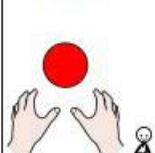
questa



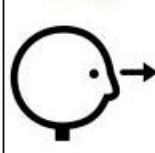
stanza



puoi



vedere



la



scrivania




dove



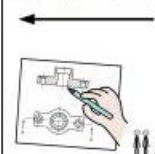
le



persone



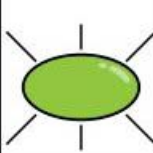
disegnavano



le



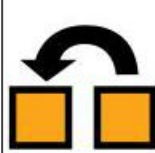
nuove



case



da



costruire.





<p>Questo</p>	<p>palazzo</p>	<p>è</p>	<p>vicino alla</p>	<p>Palazzina della direzione.</p>		
<p>Dentro</p>	<p>questo</p>	<p>palazzo</p>	<p>puoi</p>	<p>vedere</p>	<p>altre</p>	<p>sale.</p>

Laboratorio chimico



Qui



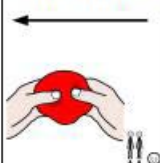
le



persone



facevano



esperimenti



per



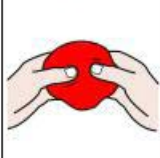
capire



come




fare



bene



il



sale.



Ex falegnameria




<p>Qui</p>	<p>le</p>	<p>persone</p>	<p>tagliavano il legno.</p>		
<p>Con</p>	<p>il</p>	<p>legno</p>	<p>facevano</p>	<p>i</p>	<p>macchinari.</p>
<p>In</p>	<p>questa</p>	<p>stanza</p>	<p>puoi</p>	<p>guardare un video.</p>	

Scheda 2



II

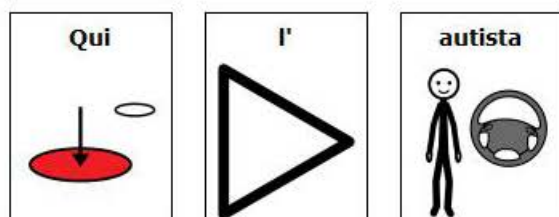

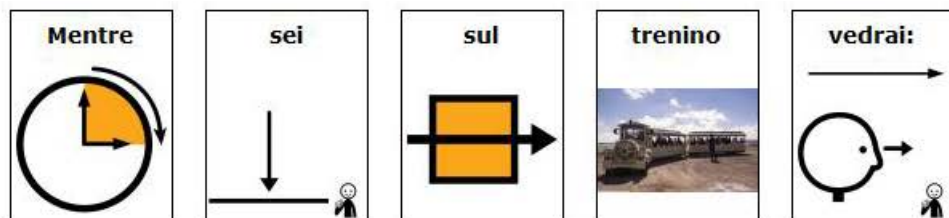



treno





Fuori 	dal 	Laboratorio chimico 	puoi 	salire 	sul 	trenino.
Durante 	il 	viaggio 	sul 	trenino 		
puoi 	guardare 	bene 	le 	Saline Conti Vecchi. 		
Dopo 	1 	ora, 				
il 	trenino 	ritorna 	fuori 	dal 	Laboratorio chimico. 	





Scheda 3



Le



piante



e



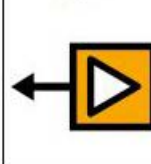
gli



animali

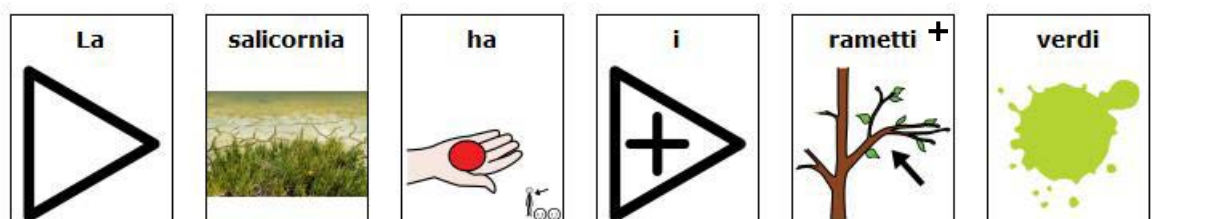
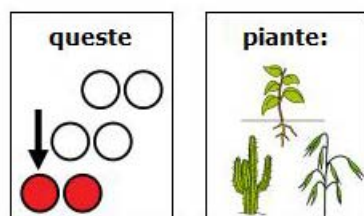


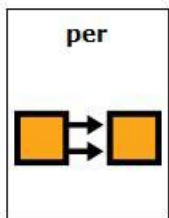


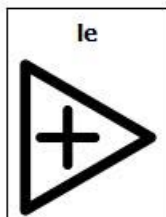
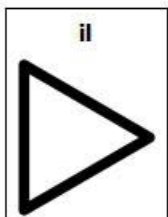
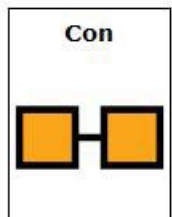
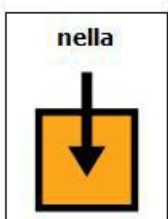
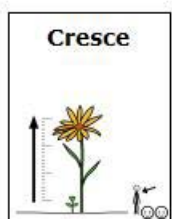
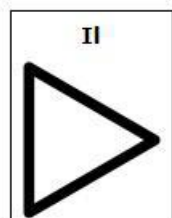

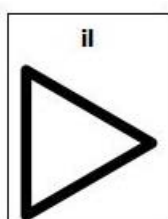
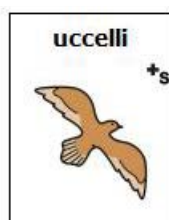
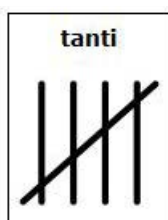
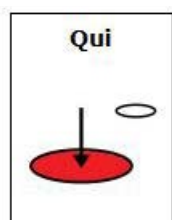
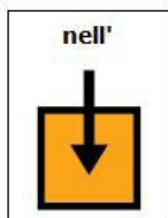
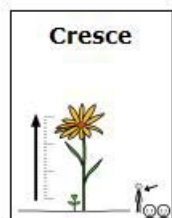
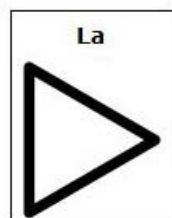
delle


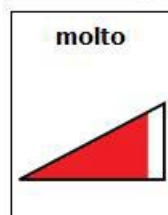
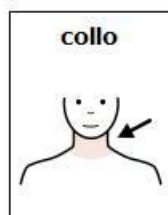
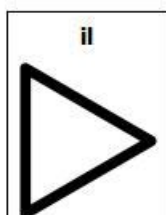
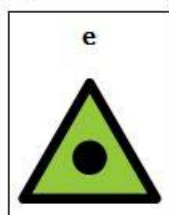
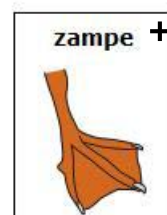
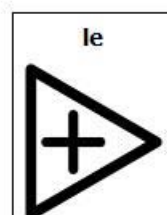
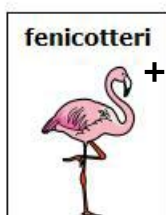
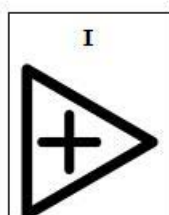

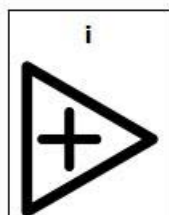
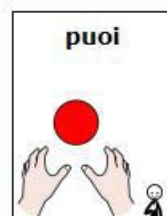
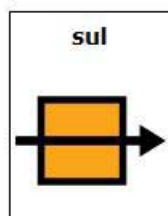
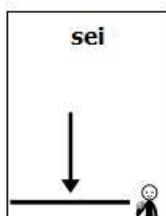


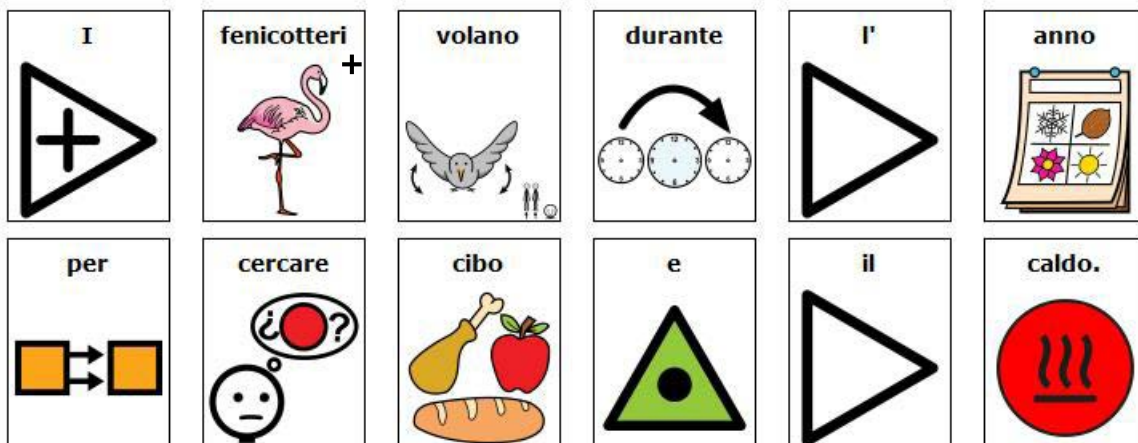
Saline Conti Vecchi

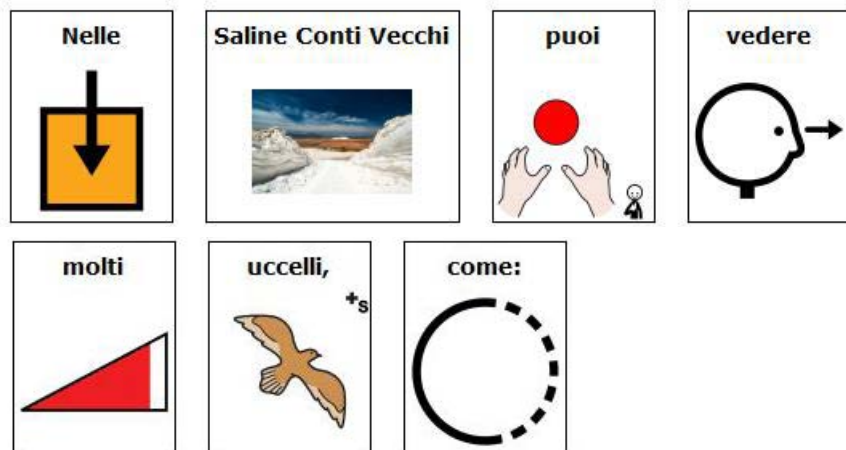












gabbiano reale



airone



avocetta



pavoncella

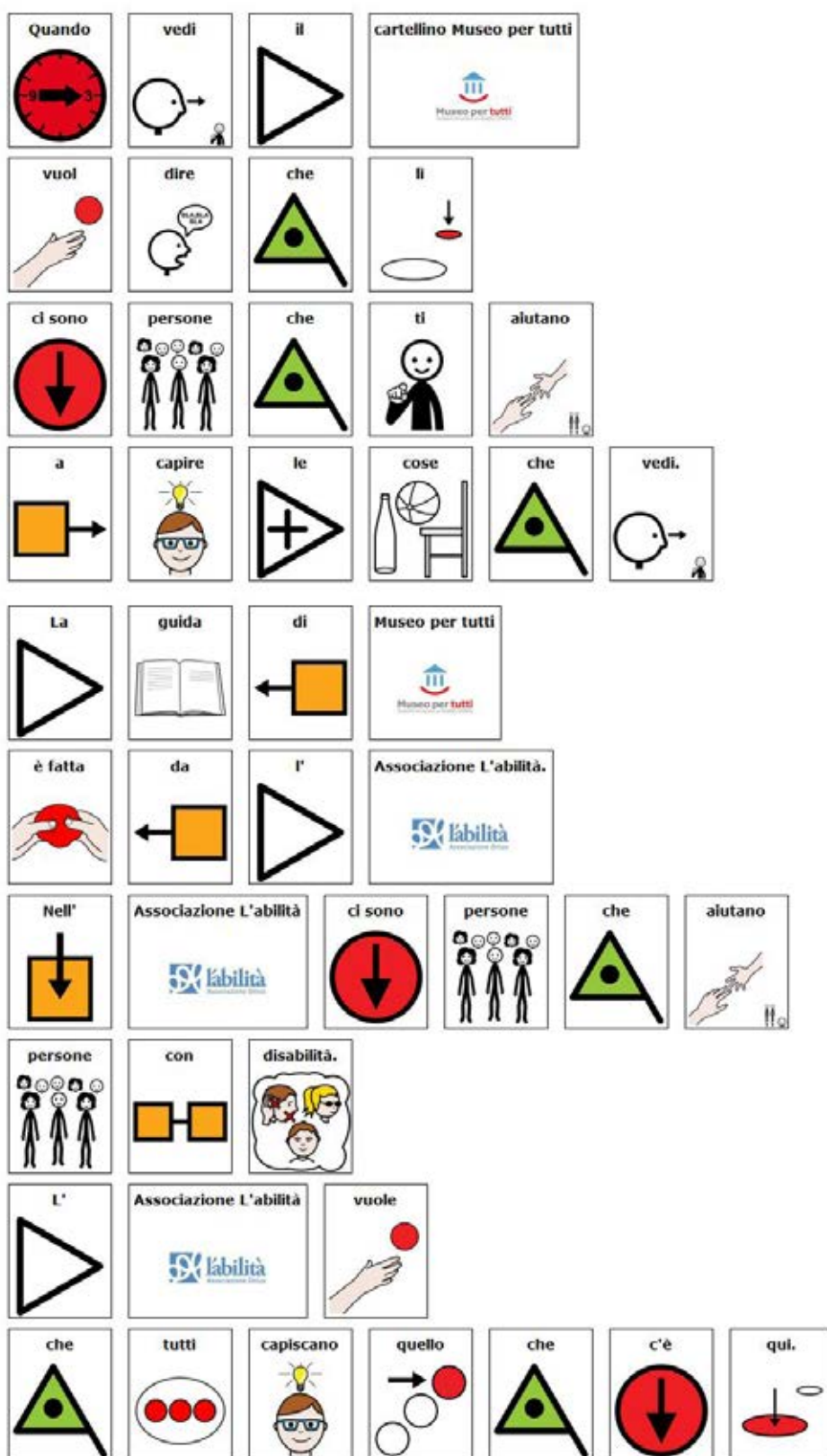


pettegola



spatola.





MUSEO PER TUTTI
IDEATO E REALIZZATO DA



La Nuova Cultura della Disabilità

per informazioni
www.museopertutti.org
museopertutti@labilita.org