


The social narrative for visiting Pirelli HangarBicocca

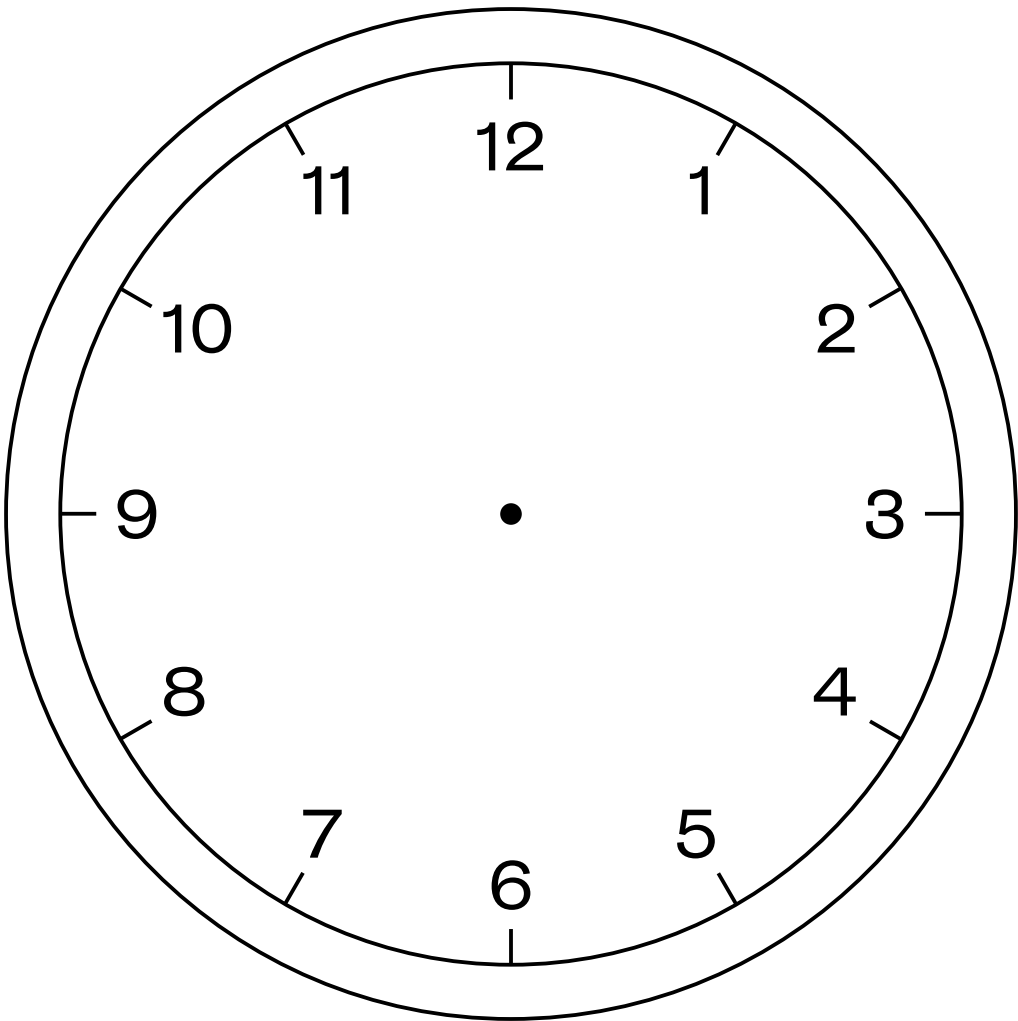


My name is

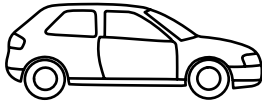
I'm going to visit **Pirelli HangarBicocca**

on _____


at _____



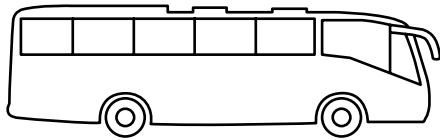
How do I get to Pirelli HangarBicocca?




☐ car




☐ train




☐ bus



☐ underground



☐ on foot



☐ bicycle

Introduction



This guide is made to prepare your visit at **Pirelli HangarBicocca** Museum.

This is a very big and beautiful Museum.

The entrance to this Museum is **free**.

It means that you don't need to buy a ticket to visit it.

In this guide you will find:

- how to make a booking for your visit
- what the rules are
- what to see
- who can help you.

If you want to know more about:

- what a museum is, go to page 10

What is a museum

A museum is a place where artworks or important and beautiful objects are kept

so that everybody can see and study them.

Those artworks and objects are sometimes from a long time ago and sometimes from a short time ago.

A museum can be made up of one room, few rooms or many rooms called **halls**.

People who work in a museum:

- choose the artworks to be shown in the halls
- protect the objects so that they can last long
- fix the broken objects
- explain the story of the objects
- are happy that many people visit the museum to see the objects.

Children, young people and adults go to museums:

- to learn new things
- to have fun
- to spend time with friends.

The entrance



This is the entrance of Pirelli HangarBicocca.
Enter and go left.




You will find a person with a name tag and a uniform
with the words **ask me** on it.
That person will tell you where to go.



Enter the glass door.



Sometimes to see the artwork
 The Seven Heavenly Palaces 2004-2015 by Anselm Kiefer →
 you may need to enter this way.
 You can ask the people with a name tag and a uniform for help.



Info point



This is the Info point of Pirelli HangarBicocca.
Here you can ask for info and help if you need any.

When you're at the Info point,
queue up behind the people who arrived before you
and wait until it's your turn.

When nobody is in front of you in the queue,
go and talk to the person with a name tag and a uniform
behind the counter.

Here there might be a lot of people and it can be very noisy.

The lockers

You can leave your backpack or bag inside a locker.

The lockers are:

- near the entrance, →
after the glass doors



- near the bookshop. →



You must put 1 euro coin in the locker to close it.

Ask the person with a name tag for help
if you need to open and close the locker.

Use a locker with a key on it and close it.

Take the key with you.



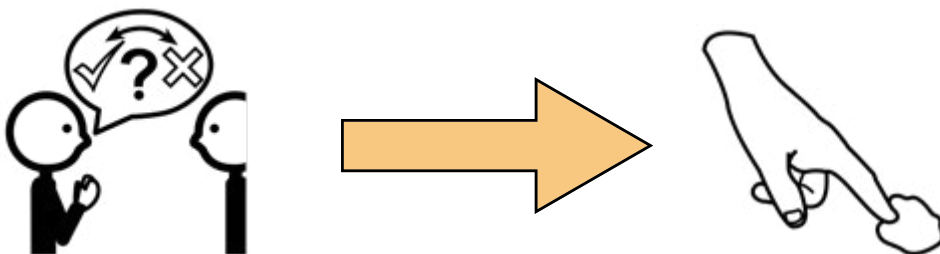
The rules



When you walk inside Pirelli HangarBicocca, you must pay attention to these rules:

- walk slowly
- speak quietly
- you can take pictures without flash
- you can't eat and you can't drink.

You can get closer to the artworks to see them better.



You can touch some artworks, but you must always ask the people with a name tag and a uniform before doing it.

Some tips for visiting Pirelli HangarBicocca



Remember to book your visit

to enter the Museum without having to wait.

You can book your visit at <https://pirellihangarbicocca.org/en/>.

- If you want to visit the exhibition on a day between Thursday and Friday we recommend you go in the afternoon.
- If you want to visit the exhibition during a Saturday or Sunday we recommend you go in the morning.

Who can help you?



Inside Pirelli HangarBicocca there are people who can help you.
These people have a name tag and a uniform.
You can ask these people questions
and ask for any information you need.
These people are glad that you are there in Pirelli HangarBicocca.



Inside Pirelli HangarBicocca
there are also people who check that everyone
is following the rules of the Museum.
You can also ask these people for the information you need.

The bathrooms



The bathrooms are:

- near the Info point
- in the same hall where you find The Seven Heavenly Palaces 2004-2015 by Anselm Kiefer



Ask people with name tags and uniforms how to get to the bathrooms.

Where you can rest



→ sofas in the **atrium**

Inside Pirelli HangarBicocca you can sit on the sofas in the **atrium**. The atrium is the first room you come to when you enter a building.



→ black chairs

There are also black chairs in the **atrium** of Pirelli HangarBicocca. You can pick up the black chairs and take them with you. Ask the person with the name tag and uniform for help.



In the hall of Anselm Kiefer's Seven Heavenly Palaces 2004-2015 you can sit on the grey benches.



The bar and restaurant



Pirelli HangarBicocca's bar and restaurant is in the atrium.

Here you can sit at a table to eat and drink.

If there are a lot of people you will hear a lot of noise.

You can also hear the noise of glasses and plates.

You can smell the smell of coffee and of things to eat.

The Kids Room



The **Kids Room** is in the atrium of Pirelli HangarBicocca.

The Kids Room is the room where children and teens can do **workshops**.

When people do a workshop they do activities and games to learn or discover new things and to have fun.

For example, during a workshop you can:

- write and colour
- cut and paste
- play instruments
- move while hearing music.

More info about the workshops on website

<https://pirellihangarbicocca.org/en/kids/creative-sessions/>

The bookshop



Pirelli HangarBicocca's **bookshop** is at the end of the atrium.
The bookshop is a museum store.
Here you can buy books and special items to remember your visit
to Pirelli HangarBicocca.

The exit



When you have finished visiting the Pirelli HangarBicocca Museum you can leave the way you came in.

If you left your backpack or bag in the lockers remember to come back for it.