

The social narrative to visit
Pio Monte della Misericordia




My name is

I'm going to visit Pio Monte della Misericordia


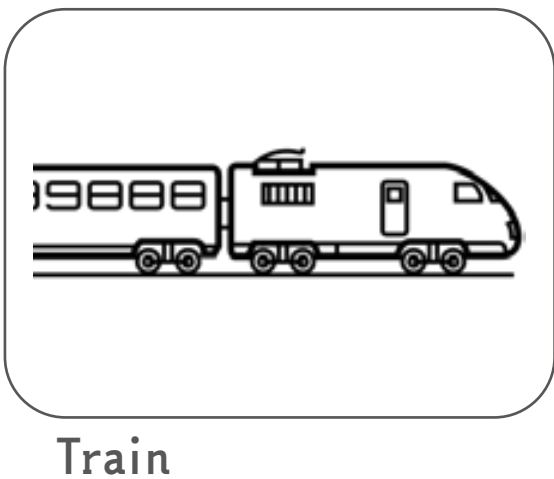


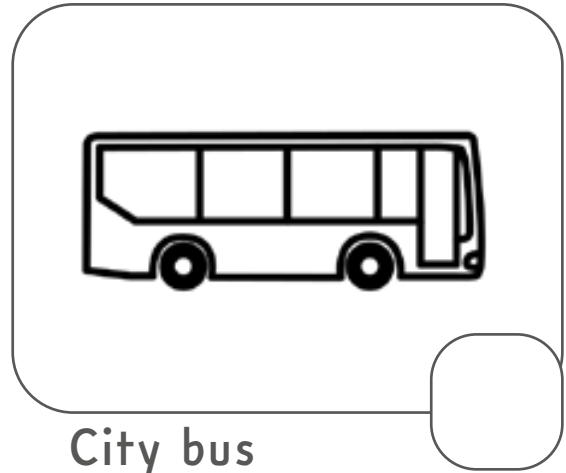

on

at





How do I get to Pio Monte della Misericordia?



1. Introduction



This guide is made to prepare you to visit Pio Monte della Misericordia. Pio Monte della Misericordia is a very big and beautiful palace. Inside Pio Monte della Misericordia you can visit:

- the church
- the Quadreria.



In this guide you will find:

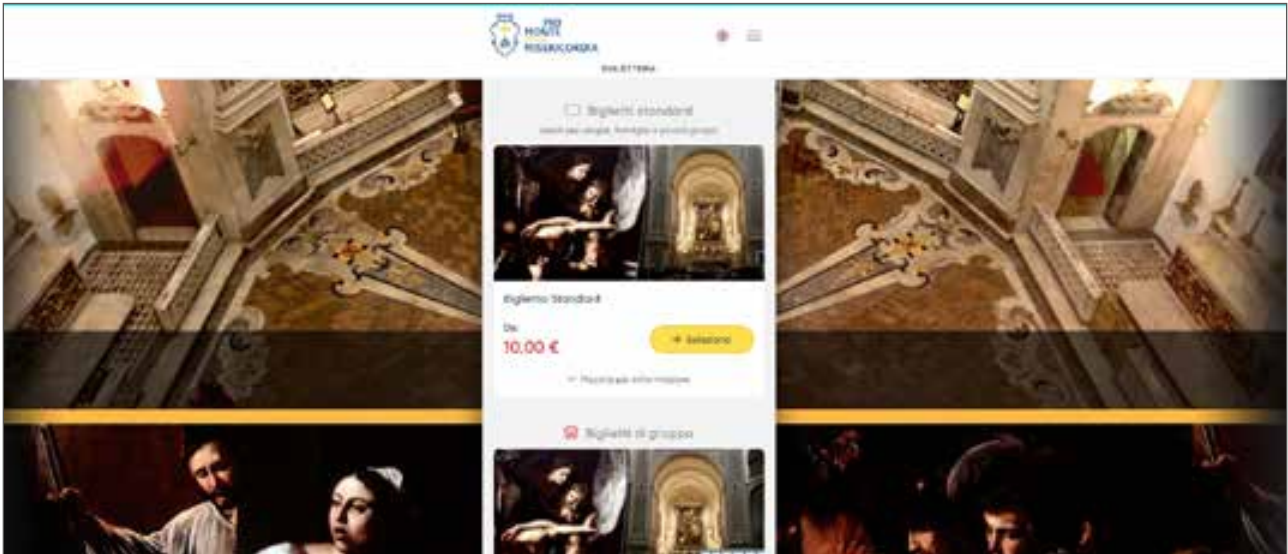
- how to buy your ticket
- which are the rules
- what to see
- who can help you.

Find out what is the Quadreria on page 90



2. The ticket office

To visit Pio Monte della Misericordia, you can:



- Buy your ticket online on www.piomontedellamisericordia.it
Print your ticket and bring it with you to Pio Monte della Misericordia.



- Buy your ticket at Pio Monte della Misericordia ticket office.
The ticket office is at the palace in front of
Pio Monte della Misericordia entrance.



At the ticket office you will see this sign



It means that in this place they've thought of you.

Here you can make all the questions you need,
and you can ask for help.

When you're at the ticket office

you must line up behind the people who arrived before you
and wait until all of them buy their tickets.

Here you may find many people and it can be very noisy.

When nobody is before you in the line, you can go to the person behind
the counter, who will give you your ticket.

**Show your ticket to the person at the entrance of the church
and then to the one at the Quadreria.**

Keep your ticket until the end of your visit.



3. The entrance




This is the entrance of Pio Monte della Misericordia church.

The church entrance is under the porch with the big arches in front of the ticket office.

Show your ticket to the person with a badge you find at the entrance.

The entrance of the Quadreria is on floor 1 of Pio Monte palace.



The entrance of the Quadreria is on floor 1 of Pio Monte palace.



To visit the Quadreria:

- you can pass by the porch on the left and cross the courtyard. Starting from the courtyard you can take the stairs or the lift to get to floor 1



- you can enter the church and look for the painting called Deposition by Luca Giordano.
Go through the door on the right and the corridor.
Out of the corridor you can take the stairs or the lift to get to floor 1.

The stairs are in the courtyard.

The lift is the courtyard, on the right side.

If you need help to reach the Quadreria,
you can ask the persons with a badge to help you.

Show your ticket to the persons with a badge
at the Quadreria entrance.



4. The rules



While you're walking inside Pio Monte della Misericordia you must pay attention to these rules:

- walk slowly
- speak in a low voice
- you can take pictures with no flash
- if you're carrying a backpack, keep it in your hands or ask the persons who work at Pio Monte della Misericordia if you can leave it at the entrance
- you can't eat and you can't drink
- you can't touch the artworks.



5. What you can do inside Pio Monte della Misericordia



When you're inside Pio Monte della Misericordia you can:

- visit the church and the Quadreria
- watch the palace and the artworks
- write on the Guest book
what you liked or disliked.



6. Who can help you?



At Pio Monte della Misericordia

there are some persons who can help you.

They wear a blue uniform or a badge.

You can ask them questions and any information you need.

All those persons are happy that you visit Pio Monte della Misericordia.



7. The bathrooms

You find the bathrooms:



- in the courtyard, close to the staircase to floor 1



- on floor 1, in the corridor of Quadreria.

If you need help to find the bathrooms, ask the persons with a badge.



8. Where you can relax

There are no chairs where to sit inside the church.

At the Quadreria you can sit on the chairs without cord you find in the rooms.



You can't sit here



You can sit here



9. The courtyard



This is the courtyard of Pio Monte della Misericordia.

Here you can see a well in the middle and an ancient lavabo

made of a stone called marble.

Ancient means of a long time ago.

A lavabo is a sink.

You can also see many windows of the palace.



10. The exit



To go out of the church of Pio Monte della Misericordia look for the painting called Deposition by Luca Giordano. Pass through the door at its right and the corridor. Once out of the corridor, if you go left, you go out of the palace.

When you've finished your visit of the Quadreria, you can go out by the same place where you entered.

If you enjoyed the visit, you can come back whenever you like.





11. The bar



You can find the bar of Pio Monte della Misericordia in the courtyard, before the exit.

Here you can sit at a table to eat and drink.

It's a quite dark place, don't be scared.

If there are many people in there you might hear some noise.

You might also hear the noise of glasses and dishes.

You might also smell coffee and food.

12. The shop



You can find the Pio Monte della Misericordia shop inside the ticket office.

Here you can buy books and objects that remind you of your visit of Pio Monte della Misericordia.