



Kolymbethra Garden



“Bene FAI per tutti” (Property FAI for all) guide.

An easy-to-read guide for persons with developmental and learning disabilities.



Bene FAI per tutti

Accessibile alle persone con disabilità intellettiva



CREATED AND RUN BY:



TOGETHER WITH:



SUPPORTED BY:



Index of the guidebook

Instructions.....	page 3
Social Guide of Kolymbethra Garden	page 5
Sensory map of Kolymbethra Garden	page 18
History of Kolymbethra Garden	page 21
How is composed Kolymbethra Garden.....	page 25
The Valley of the Temples	page 29
The Hypogea of Kolymbethra Garden.....	page 30
Kolymbethra Garden in Augmentative Alternative Communication symbols	page 34



Instructions

This is the Bene FAI per tutti guidebook for visiting Kolymbethra Garden in Agrigento.

In this guide you will find a lot of information about the Garden and how people designed it.

We made this easy-to-read guide in order to help all the people visit the Garden and learn new things.

In this guide you can find also:

- The **social guide**
that explains your visit of the Garden, where you can buy your ticket and who can help you.
- A **map** that helps you understand what is the Garden like.
- **The history of Kolymbethra Garden**
Here we explain the history of the Garden and how it is formed.
- **What is Kolymbethra Garden composed of**
Here we explain what you can see in the Garden.
- The **Hypogea** of Kolymbethra Garden
In this part we tell you what hypogea are and what they were useful for.
- The explanation of what is Kolymbethra Garden made with **Augmentative Alternative Communication** symbols.



**Social Guide of Kolymbethra Garden
in Agrigento**


My name is

.....

I'm visiting Kolymbethra Garden

On

At



How do I get to the Garden?



Pullman



Train



Car



By foot

1. Introduction



This guide was created to help you visit Kolymbethra Garden in Agrigento.

This Garden is huge and very nice.

In this guide you will see:

- where you can go
- what you can do in the Garden
- which are the rules.

Call the FAI ticket office in order to:

- enter the Garden by car if you use a wheelchair
- book a table in the picnic area
- visit the hypogea.

The mobile number of the ticket office is +39 335 122 9042.

You can find this number also on the FAI website

<https://fondoambiente.it/giardino-della-kolymbethra-eng>

2. Entrance

You can enter Kolymbethra Garden from two entrances.



The first entrance is called Porta V and is next to the parking in front of Sant'Anna hospital.

We suggest you to enter through this door.

From this entrance it takes a few minute walk to get to the Garden.



The second entrance is the one of the Juno Temple.

If you enter from here, first you visit the Valley of the Temples, then Kolymbethra Garden.

You will get to the Garden in two hours if you walk this path.

If you use a wheelchair or have difficulties in walking you cannot walk the whole path.

We suggest you to call the FAI ticket office at +39 335 122 9042, before your visit, to ask for help and enter the Garden by car.

3. Ticket office

You can buy your ticket to visit the Garden at the following ticket office:

- the ticket office of the Valley of Temples
- the ticket office of the Juno Temple
- the FAI ticket office.

Here you might meet many people talking.

When you are in front of the ticket office wait in line behind the persons who arrived before you until they all have their tickets.

When there is nobody before you, go and talk to the person behind the desk, who will give you your ticket.



We suggest you to go to the ticket office of the Valley of Temples because it is the closest to the Porta V entrance. This ticket office is next to Kolymbethra Garden.

Here you can buy your ticket for visiting the Valley of Temples and another one for Kolymbethra Garden.



The ticket office of the Juno Temple is at the entrance of the Juno Temple. This ticket office is very far from Kolymbethra Garden.

Here too you can buy your ticket for visiting the Valley of Temples and another one for Kolymbethra Garden.



The FAI ticket office is at the entrance of the Garden.

If you already paid for your ticket for visiting the Garden at the ticket office of the Valley of Temples or the Juno Temple, just show it to the person with the badge.

If you have not paid for the ticket yet, you can do it here and then show it to the person with the badge.

In the FAI ticket office of Kolymbethra Garden you can see this picture:



This means that the people who work here can help you and are ready to answer your questions.

4. What you can do at Kolymbethra Garden



Kolymbethra Garden is huge and you need time to visit it entirely.

Here you can see a lot of trees, plants and flowers.

It can be difficult to visit this Garden because:

- there are a lot of dirt steps
- the path is very long.



We suggest you to visit the Garden during spring and winter.

In spring you can see the zagare.

Zagare are the flowers of citrus plants, like lemon and orange plants.

In winter you can see fruits on the trees.

We suggest you to not visit the Garden on Saturdays and Sundays because it might be very crowded.

We suggest you to wear sneakers and a cap.

Take with you a bottle of water too.

5. Rules



In the Garden, walk slowly and mind to not fall down.

Inside the Garden you can:

- take photos without flash
- sit on the ground or benches
- wash your face and hands at the fountains
- eat and drink at the pic-nic area.

In the Garden you cannot:

- drink the fountain water
- climb up trees or break branches
- pick up flowers or fruits
- leave rubbish
- throw objects
- light a fire
- smoke
- leave the paths.

If you're tired you can go out and come back whenever you want.

6. Who can help you



There are people who can help you at Kolymbethra Garden.
These people have a badge.

You can ask these people questions.

They are happy that you are visiting Kolymbethra Garden.

7. Bathrooms



We suggest you to use the bathrooms next to the Porta V ticket office.
Go to the bathrooms before or after your visit at the Garden.



There are bathrooms also at the end of the path of the Garden.
Ask the people with a badge for information to get there.

8. Pic-nic area



This is the pic-nic area of Kolymbethra Garden.

Here you can eat and drink what you brought with you.

The pic-nic area is at the citrus grove.

The citrus grove is a group of lemon or orange trees.

We suggest you to call the ticket office to reserve a table.

When there are many people it might be noisy.

9. Shop



The shop of Kolymbethra Garden is at the FAI ticket office.
You can buy notebooks and objects that can remind you your visit.

10. Exit



When you finish your visit at the Garden you can go out the way you came in.

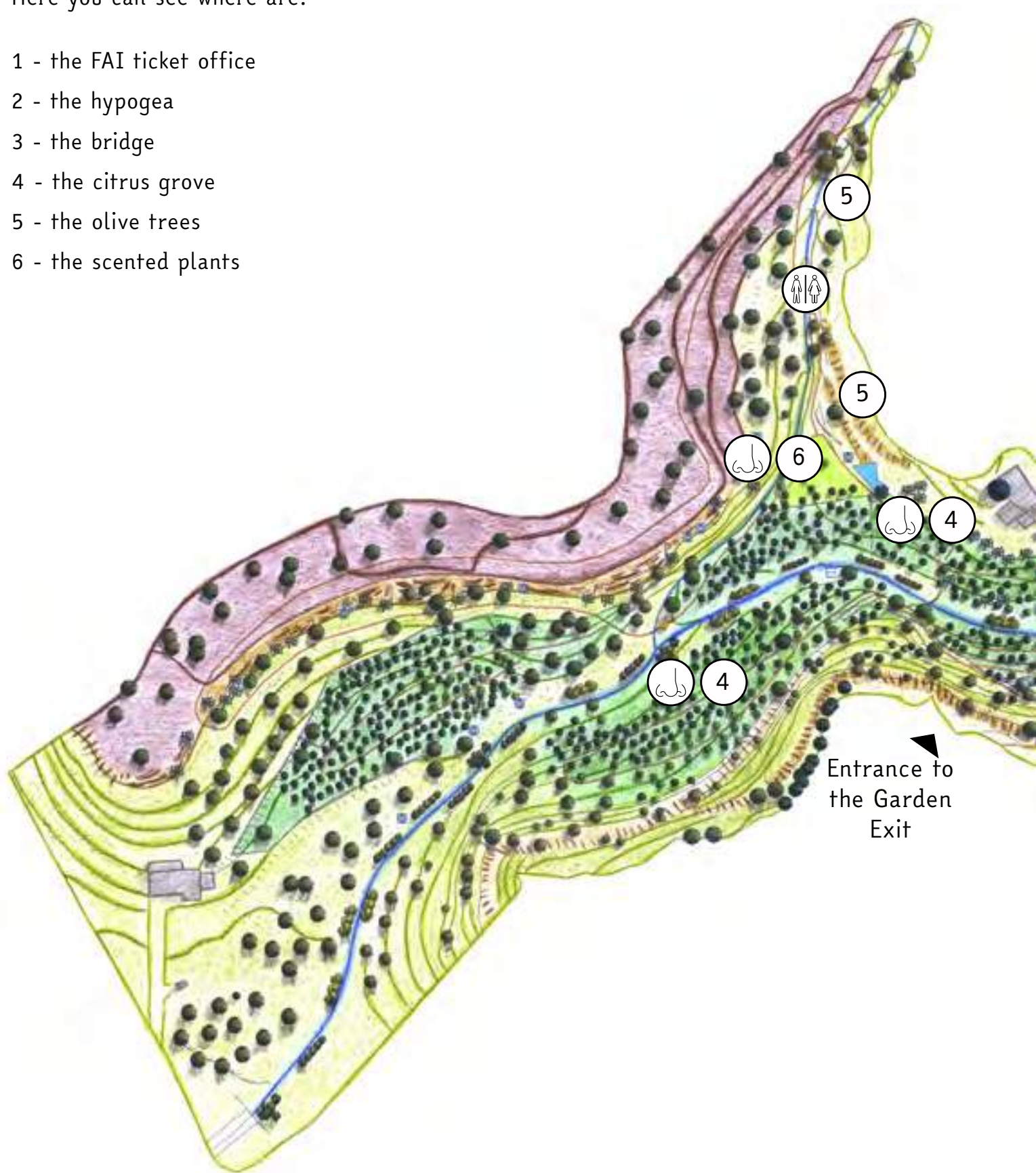
If you enjoyed your visit, you can come back whenever you want.

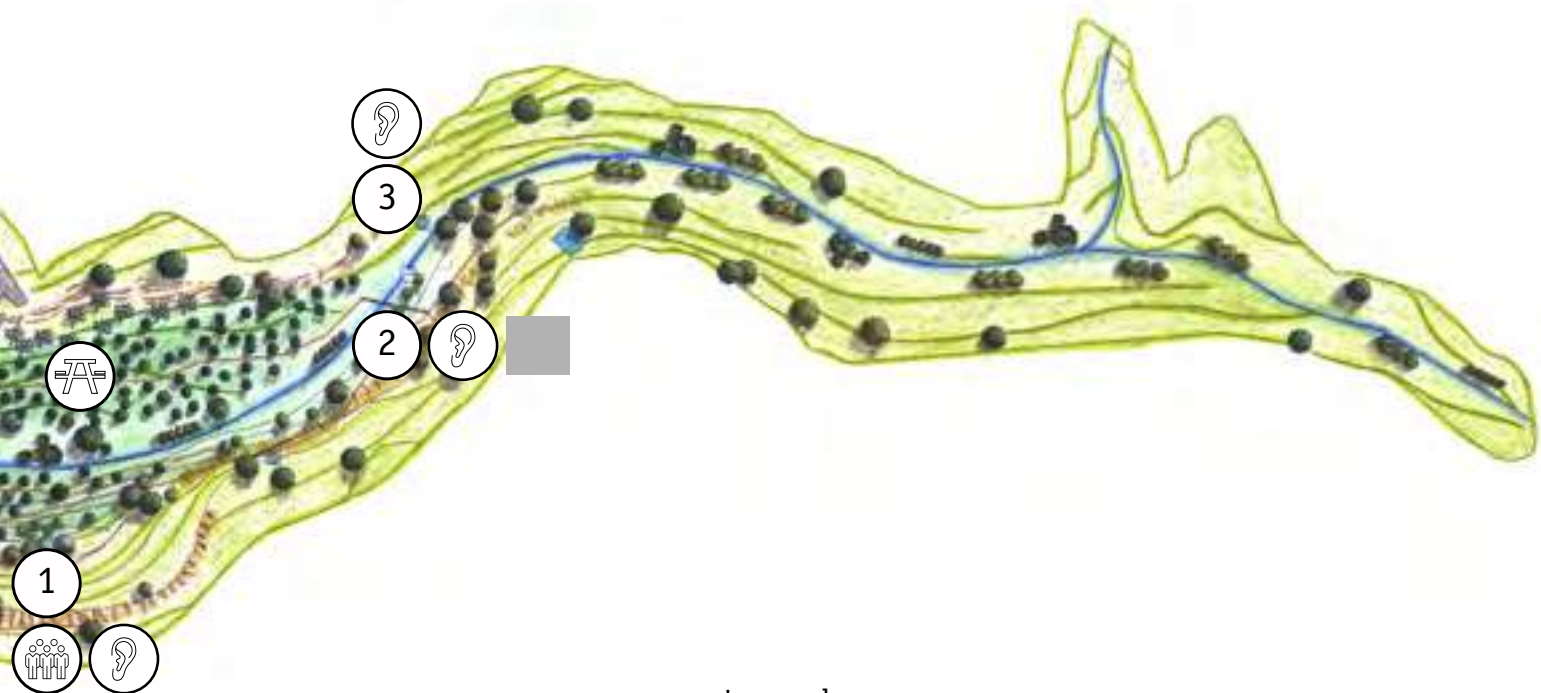
**Sensory map
of Kolymbethra Garden
in Agrigento**

Sensory map







Here you can see where are:

- 1 - the FAI ticket office
- 2 - the hypogea
- 3 - the bridge
- 4 - the citrus grove
- 5 - the olive trees
- 6 - the scented plants





Legend:

-  Here it is dark
-  Here you can hear the sound of water
-  Here it might be crowded
-  Here you can smell the scent of flowers
-  Here you find the toilets
-  Here you find the pic-nic area

**History
of Kolymbethra Garden**

History of Kolymbethra Garden



Kolymbethra Garden is in Agrigento.

This Garden is called Kolymbethra because it was a pool.

Kolymbethra is a Greek word that means pool.

Greek is the spoken language of people living in Greece.

A long time ago many Greeks came to Sicily and built cities and buildings.

Greeks made also many artworks.

This Garden is located inside the Valley of Temples.

The name of this valley comes from the many Greek temples finds near Agrigento.

The finds are parts of buildings and temples recently found.

A temple is a place where people go for praying.

Greeks built these temples a long time ago when they were living in Sicily.

Some parts of buildings and temples that Greek people built are now destroyed.

If you want to know more about the Valley of Temples you can read the text in the box at page 29.

A long time ago Greeks built a big tub to collect water.

The water passed through many canals carved in the rocks and reached the tub.

A canal is a long tunnel carved in soil or rock.



People that lived in the city and in the close areas used this water.

Next to this Garden there was an important Greek city called Akragas.

You can see the most important finds of Akragas in the Valley of Temples.

In Sicily it doesn't rain much and there is always a little water.

For this reason it is important for people living here

Having a water reserve to use for drinking, watering plants and feeding animals.

A long time ago people used to build tubs to collect water to use during the times when it did not rain or there was a little water.

These tubs were used also as a fish hatchery.

A hatchery is a big tub were fish grow and people can catch them.

After a long time people of Akragas stopped using the hatchery and covered the tub with soil, creating a vegetable garden and an orchard.

An orchard is a field with many fruit trees.

Plum tree, orange tree and almond tree are fruit trees because you can pick up their fruits like plums, oranges and almonds.



The Garden then became even more beautiful and full of trees, flowers and plants. In fact, the water passing in the underground canals made the plants grow very well.

Many people loved this Garden and came to visit it from faraway countries.

After a long time people abandoned this Garden.

A few years ago FAI cleaned the Garden and took care of the plants.

FAI cleaned the paths up in the Garden and put the signs that tell you which plants you can see.

FAI means Fondo Ambiente Italiano (National Trust for Italy).

FAI is a group of persons who take care of a number of Properties.

FAI Properties are villas, castles, woods and gardens.

FAI wants people to visit those special Properties.

Nowadays people can visit Kolymbethra Garden thanks to FAI.

**What is Kolymbethra Garden
composed of**

What is Kolymbethra Garden composed of



Kolymbethra Garden is huge.

Inside the Garden there are many trees and flowers:

- olive trees
- almond trees
- mulberry plants
- medlar plants
- plum trees
- a citrus grove.

A citrus grove is a group of trees that make citruses:

- oranges
- lemons
- chinottos
- grapefruits
- tangerins.

Here you can see also many other plants that grow in areas around the Mediterranean Sea.



In the Garden you can see plants of:

- mastic
- myrtle
- caper
- rosemary
- dwarf palm.

A dwarf palm is a small palm.

In the very sunny areas carob trees grow.

The laurel trees make a big shadow on the pic-nic area.

During spring you can see:

- the white and rose flowers of almond trees
- the yellow flowers of the broom plant
- the zagare.

The zagare are the citrus flowers and are very scented.

All the plants and trees you see in the Garden have been growing there for a long time.

Inside the Garden you can see the canals built by ancient Greeks to collect water and a little tub filled with water.



People built this tub a little time ago to collect water for the Garden plants.

In the Garden you can also walk on a small bridge.



Here you can hear the sound of water.

It will be very nice visiting the Garden because here you can see and smell plants that do not grow in the house yards.

Walking in the middle of the Garden is quiet, so that you will be able to hear the sounds of the moving leaves or the birds singing.

The Valley of Temples

Kolybethra Garden is located in the Valley of Temples.

This valley is called after the finds of the Temples that Greeks built a long time ago.

Nowadays there are only some parts of these temples because the others fell down and broke.

You can see the finds of some Greek temples also from the Garden: some high columns and a piece of wall.



These are the finds of the temple built to remember two brothers: Castor and Pollux. Castor and Pollux were two Greek heroes, sons of the most important Greek god: Zeus. A hero is a strong and brave person who fears nothing.

These temples are beautiful and very famous, many people coming from all over the world visit them.

**The Hypogea
of Kolymbethra Garden**

The Hypogea of Kolymbethra Garden.



At Kolymbethra Garden you can see big holes that people dug in stone a long time ago. These holes are the hypogea.

Hypogea means that they are underground.

These holes are the entrance of long and narrow galleries.

You have to climb an iron stair to get to the entrance of the hypogea.

The galleries path starts from the top of the stairs.



People created the hypogea to make the water reach the tub in the Garden for the city of Akragas.

These galleries are also called Feace's aqueducts because an architect called Feace built them.

An aqueduct is the whole of buildings like bridges, galleries and tubes that take water to the houses of people and cultivated fields.

An architect is a person that builds houses, buildings, churches and all the things that make a city run, like aqueducts.

These hypogea are made of a stone called calcarenite.

Calcarenite is hardened sand.

If you touch it, you can feel it is rough.

In the calcarenite you can see shells of a very long time ago.

You can see stalactites inside the hypogea.

Stalactites are like stone columns hanging from the ceiling of a grotto.



You might see bats and insects inside the hypogea.

You have to wear a helmet with the light to visit the hypogea.

The helmet protects your head and the light helps you in the galleries.

It is dark in the hypogea, watch out when you walk.

Inside the hypogea the air is fresh.


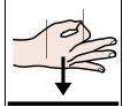


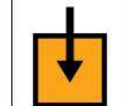



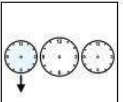



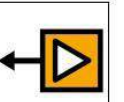




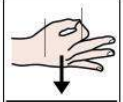

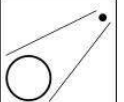
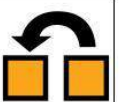

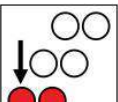



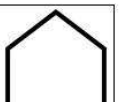




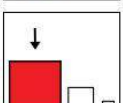


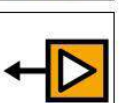
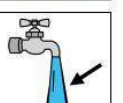




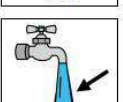



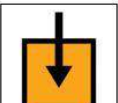
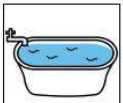


People's voice might sound very loud there.

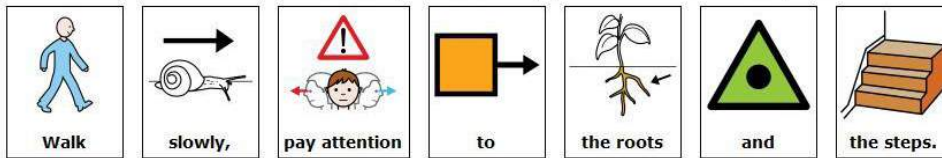
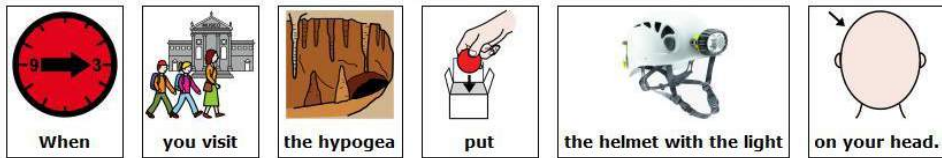
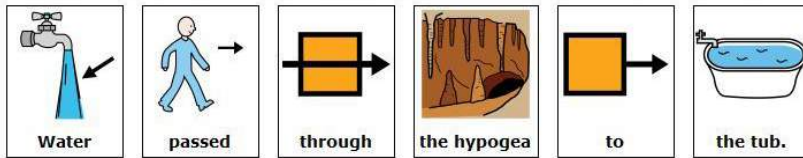
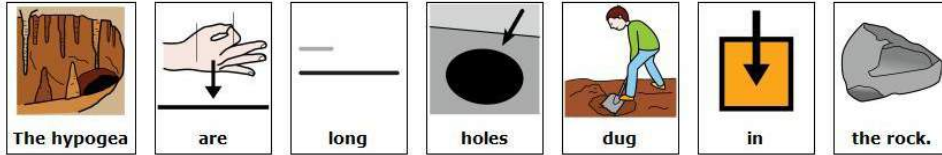
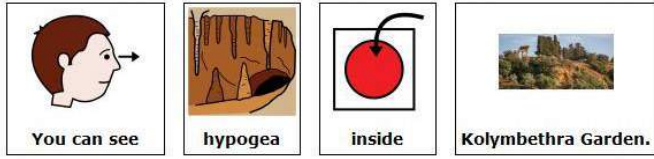
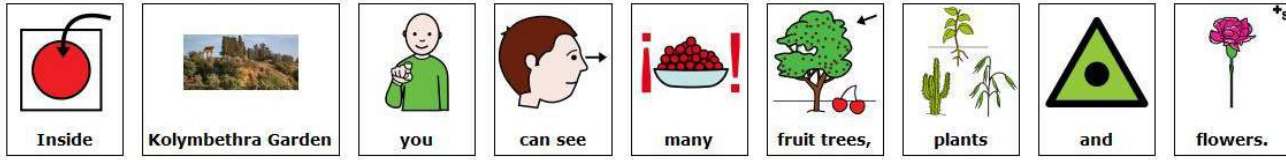
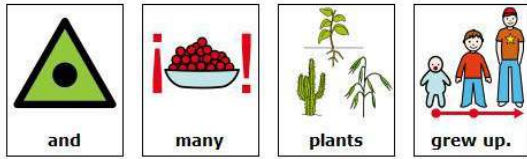
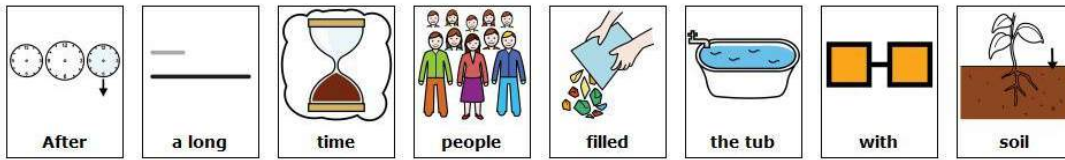
Don't get scared. It will be very nice to walk inside these galleries and discover a new thing you have never seen before.

These are the only hypogea you can visit in the Valley of Temples.

If you want to visit the hypogea you have to book the entrance by calling the FAI ticket office at +39 335 122 9042.

Kolybethra Garden
in Augmentative Alternative Communication symbols

 Kolymbethra Garden	 is	 inside	 the Valley of Temples	 in	 Agrigento.				
 A long	 time	 ago	 many	 people	 coming	 from	 Greece	 built	 Kolymbethra Garden.
 Greece	 is	 a country	 far	 from	 Italy.				
 These	 people	 built	 many	 buildings,	 houses	 and	 temples.		
 There was	 a big	 tub	 full	 of	 water	 inside	 Kolymbethra Garden.		
 People	 used	 the water	 to drink	 and	 water plants.				
 In	 the tub	 people	 could fish.						



When you see this symbol



it means that in that place you find people who can help you.

They can help you understand the history of artworks,
of a painting, of a statue, of a house, of a castle, of a villa.

FAI decided to carry out the “Bene FAI per tutti” (Property FAI for all) project.

FAI is a group of people who take care of villas, castles, woods and gardens
and wants everybody to visit those special places.

Bene FAI per tutti project was created by the non profit association L’abilità
together with De Agostini Foundation.

The association L’abilità is made of a group of people
who take care of persons with disabilities.

The association L’abilità and De Agostini Foundation
want everybody to understand artworks.

Viatrix is an important worldwide company that decided to support this project.

Project, texts, images and graphics follow the Inclusion Europe project, as a reference to “European Guidelines to make information easy to read and to understand for all”.

System of symbols: ARASAAC
Author of the symbols: Sergio Palao
Provenance: ARASAAC (<http://catedu.es/arasaac>)
License: CC (BY-NC-SA)



La Nuova Cultura della Disabilità

WWW.LABILITA.ORG

SEGUICI ANCHE SU FACEBOOK  TWITTER 